







CHARTS AND GRAPHS



Name: _____ Date: ____/____/____ Score _____

WORKSHEET-7

Mr. Sharma has a farm and he has lots of animals and birds over there. See the following pictograph and answer the questions.

Ducks	
Dogs	
Cows	
Pigeons	
Parrots	
Pigs	

1 picture = 2 units

- (1) How many pigeons does Mr. Sharma have?
(a) 4 (b) 6 (c) 8 (d) 10
- (2) The difference between number of parrots and pigs is _____
(a) 1 (b) 2 (c) 3 (d) 4
- (3) Total no. of birds that Mr. Sharma has;
(a) 13 (b) 26 (c) 12 (d) 24
- (4) What is the difference between the no. of dogs and no. of cows?
(a) 3 (b) 4 (c) 5 (d) 6
- (5) Which of the following is largest in number?
(a) Dogs (b) Cows (c) Parrots (d) Pigs
- (6) Which of the following is smallest in number?
(a) Dogs (b) Ducks (c) Parrots (d) Pigs
- (7) Mr. Sharma has equal no. of ;
(a) Pigeons and Parrots (b) Pigeons and cows
(c) Cows and pigs (d) ducks and pigs
- (8) Total no. of cows and pigs is _____?
(a) 9 (b) 12 (c) 15 (d) 18
- (9) Mr. Sharma has _____ more parrots than pigeons.
(a) 2 (b) 4 (c) 6 (d) 8
- (10) What is the total no. of ducks does Mr. Sharma have?
(a) 3 (b) 4 (c) 5 (d) 6

Answer Key Worksheet-7

- (1) C
- (2) B
- (3) B
- (4) D
- (5) A
- (6) B
- (7) B
- (8) D
- (9) B
- (10) D