

# GEOMETRY-SHAPES IDENTIFICATION

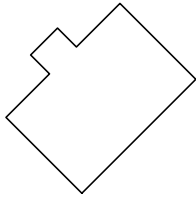


Name: \_\_\_\_\_ Date: \_\_\_\_/\_\_\_\_/\_\_\_\_ Score \_\_\_\_\_

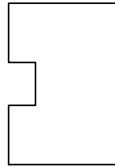
## WORKSHEET-7

1) Select the shape that IS NOT symmetrical:

a.



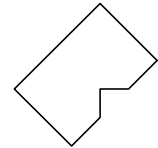
b.



c.

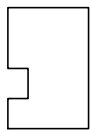


d.

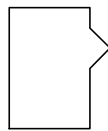


2) Select the shape that IS symmetric:

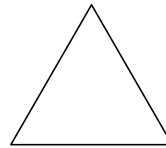
a.



b.



c.

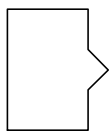


d.

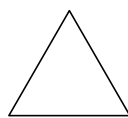


3) Select the shape that IS NOT symmetrical:

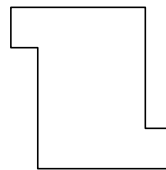
a.



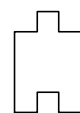
b.



c.

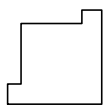


d.

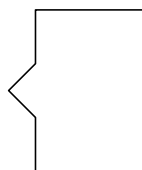


4) Select the shape that IS NOT symmetrical:

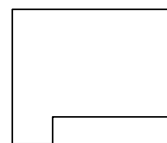
a.



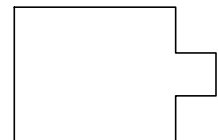
b.



c.

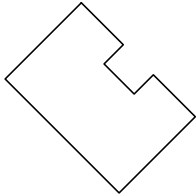


d.

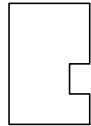


5) Select the shape that IS symmetric:

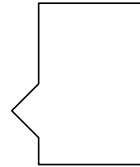
a.



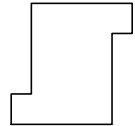
b.



c.

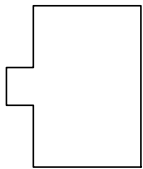


d.

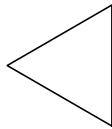


6) Select the shape that IS NOT symmetrical:

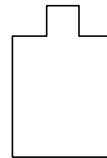
a.



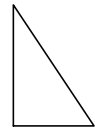
b.



c.

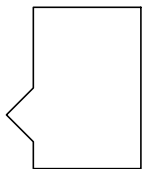


d.



7) Select the shape that IS symmetric:

a.



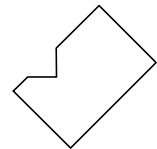
b.



c.



d.

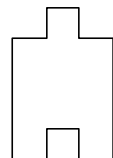


8) Select the shape that IS NOT symmetrical:

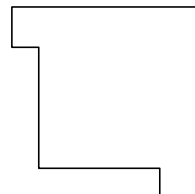
a.



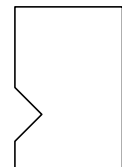
b.



c.



d.



# GEOMETRY-SHAPES IDENTIFICATION

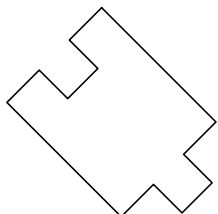


Name: \_\_\_\_\_ Date: \_\_\_\_/\_\_\_\_/\_\_\_\_ Score \_\_\_\_\_

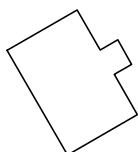
## WORKSHEET-8

1) Select the shape that IS NOT symmetrical:

a.



b.



c.

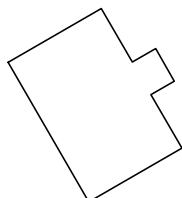


d.

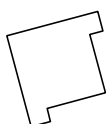


2) Select the shape that IS NOT symmetrical:

a.



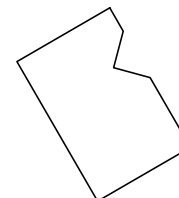
b.



c.

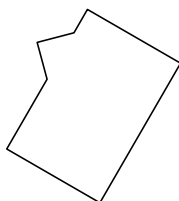


d.



3) Select the shape that IS symmetrical:

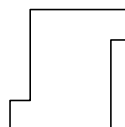
a.



b.



c.

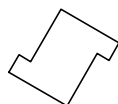


d.

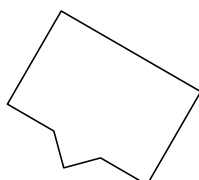


4) Select the shape that IS symmetrical:

a.



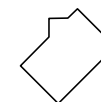
b.



c.

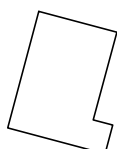


d.

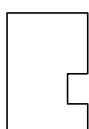


5) Select the shape that IS symmetrical:

a.



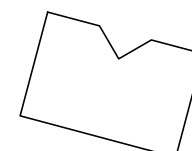
b.



c.

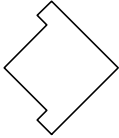


d.



6) Select the shape that IS NOT symmetrical:

a.



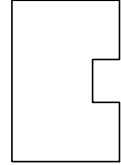
b.



c.



d.



7) Select the shape that IS NOT symmetrical:

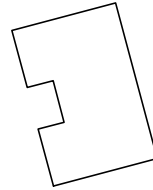
a.



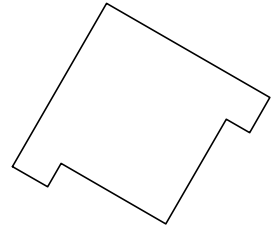
b.



c.

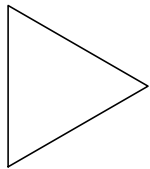


d.

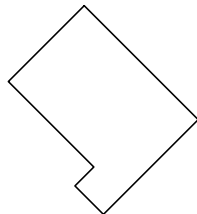


8) Select the shape that IS symmetrical:

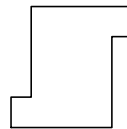
a.




b.



c.



d.



## Answer Key Worksheet-7

---

1) c

2) c

3) c

4) c

5) a

6) d

7) b

8) d

## Answer Key Worksheet-8

---

1) d

2) d

3) d

4) b

5) d

6) b

7) a

8) a