

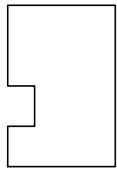
GEOMETRY-SIMILAR SHAPES



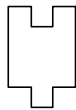
Name: _____ Date: ____/____/____ Score: _____

WORKSHEET-3

1) Select the shape that is SIMILAR to the shape on the left:



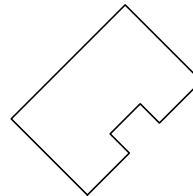
a.



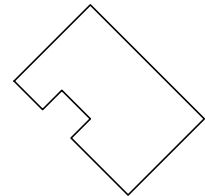
b.



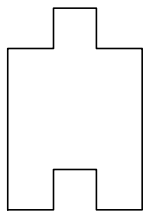
c.



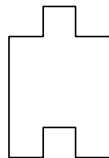
d.



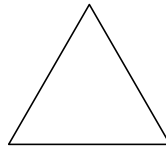
2) Select the shape that is SIMILAR to the shape on the left:



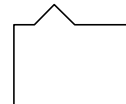
a.



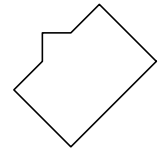
b.



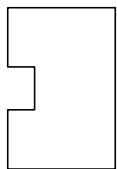
c.



d.



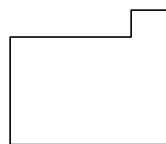
3) Select the shape that is SIMILAR to the shape on the left:



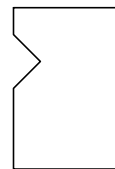
a.



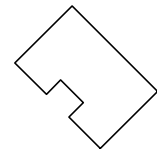
b.



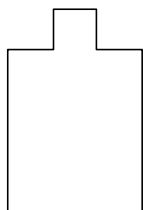
c.



d.



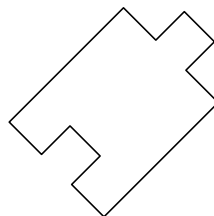
4) Select the shape that is SIMILAR to the shape on the left:



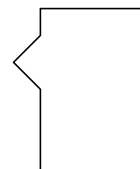
a.



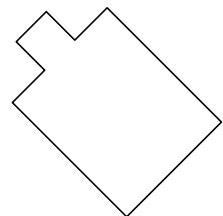
b.



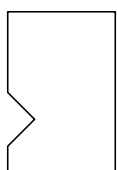
c.



d.



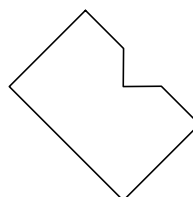
5) Select the shape that is SIMILAR to the shape on the left:



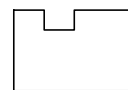
a.



b.



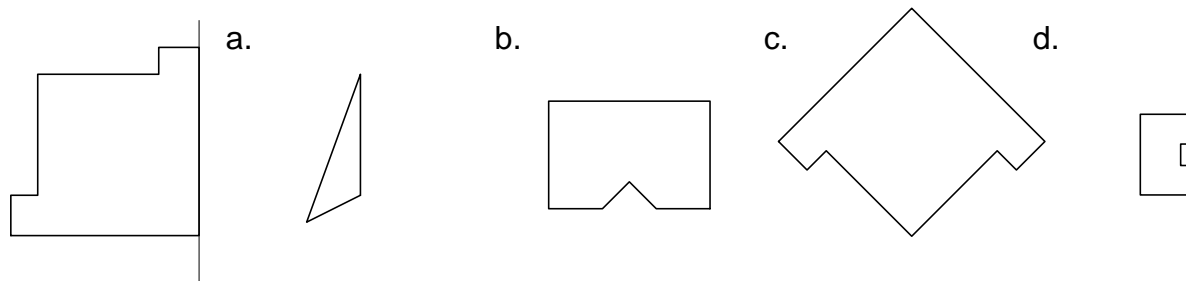
c.



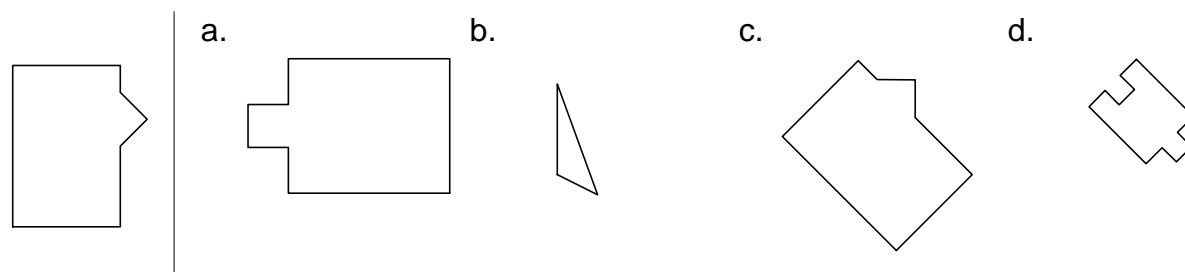
d.



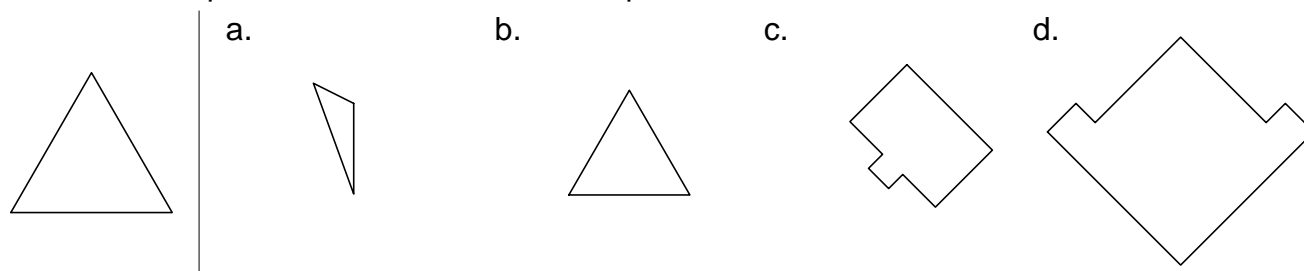
6) Select the shape that is SIMILAR to the shape on the left:



7) Select the shape that is SIMILAR to the shape on the left:



8) Select the shape that is SIMILAR to the shape on the left:



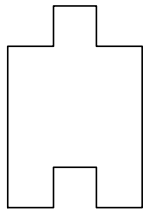
GEOMETRY-SIMILAR SHAPES



Name: _____ Date: ____/____/____ Score: _____

WORKSHEET-4

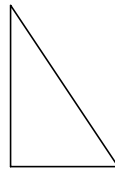
1) Select the shape that is SIMILAR to the shape on the left:



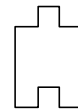
a.



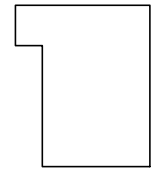
b.



c.



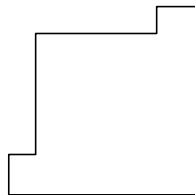
d.



2) Select the shape that is SIMILAR to the shape on the left:



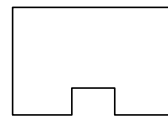
a.



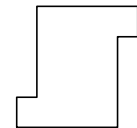
b.



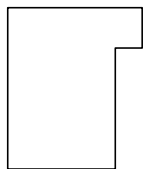
c.



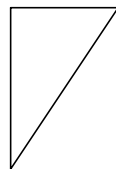
d.



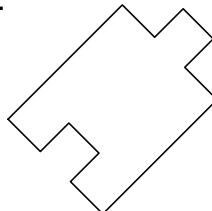
3) Select the shape that is SIMILAR to the shape on the left:



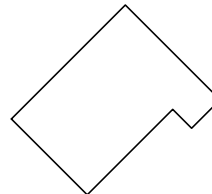
a.



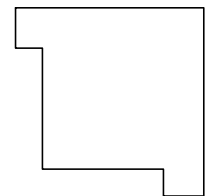
b.



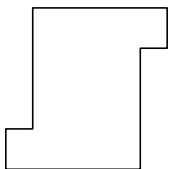
c.



d.



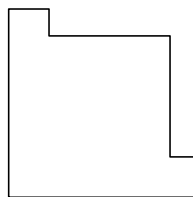
4) Select the shape that is SIMILAR to the shape on the left:



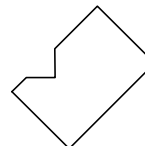
a.



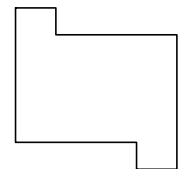
b.



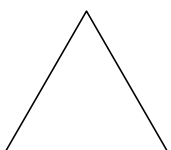
c.



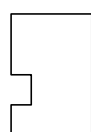
d.



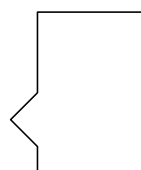
5) Select the shape that is SIMILAR to the shape on the left:



a.



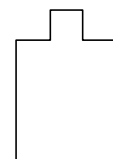
b.



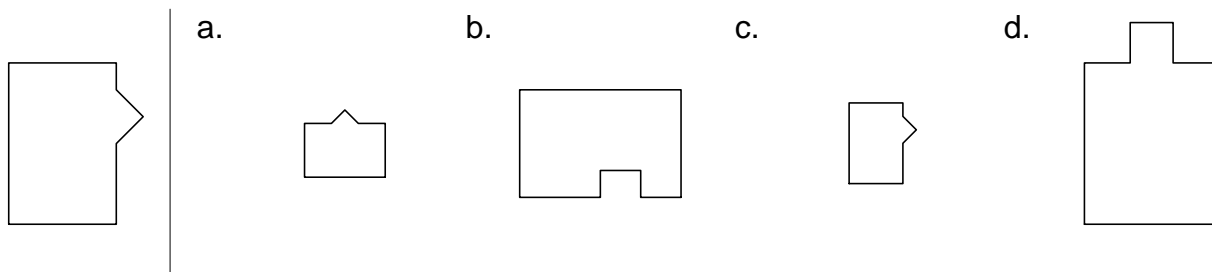
c.



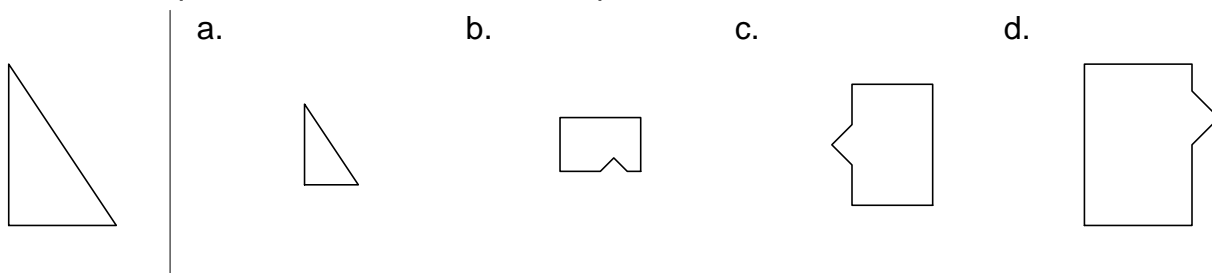
d.



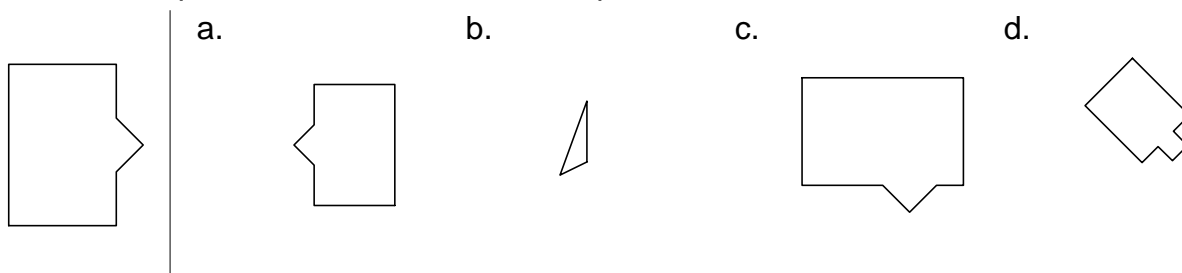
6) Select the shape that is SIMILAR to the shape on the left:



7) Select the shape that is SIMILAR to the shape on the left:



8) Select the shape that is SIMILAR to the shape on the left:



Answer Key Worksheet-3

1) d

2) a

3) d

4) d

5) a

6) c

7) c

8) b

Answer Key Worksheet-4

1) c

2) b

3) c

4) d

5) c

6) c

7) a

8) a