

GEOMETRY-SHAPES IDENTIFICATION

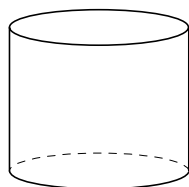


Name: _____ Date: ____/____/____ Score _____

WORKSHEET-5

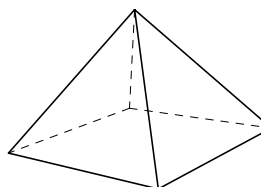
Identify each shape by marking the name that best describes it:

1)



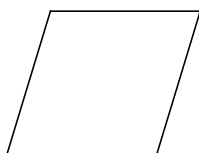
- A. Rectangle
- B. Cube
- C. Cylinder
- D. Sphere

2)




- A. Cone
- B. Rhombus
- C. Pyramid
- D. Octagon

3)



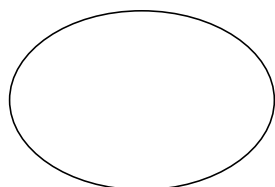
- A. Rhombus
- B. Circle
- C. Octagon
- D. Pentagon

4)



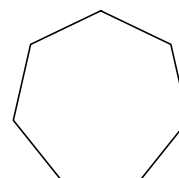
- A. Rectangle
- B. Pyramid
- C. Square
- D. Ellipse

5)



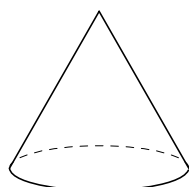
- A. Square
- B. Sphere
- C. Septagon
- D. Ellipse

6)



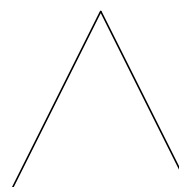
- A. Septagon
- B. Triangle
- C. Square
- D. Cylinder

7)



- A. Rhombus
- B. Pentagon
- C. Cone
- D. Circle

8)



- A. Rectangle
- B. Triangle
- C. Square
- D. Sphere

GEOMETRY-SHAPES IDENTIFICATION

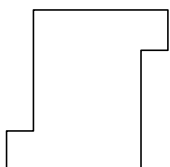


Name: _____ Date: ___/___/___ Score _____

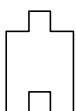
WORKSHEET-6

1) Select the shape that IS NOT symmetrical:

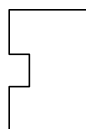
a.



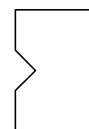
b.



c.

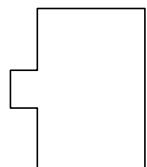


d.

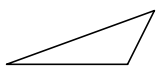


2) Select the shape that IS symmetrical:

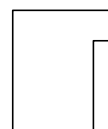
a.



b.



c.

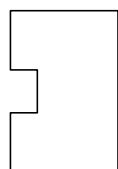


d.

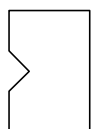


3) Select the shape that IS NOT symmetrical:

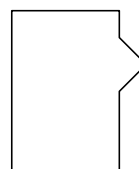
a.



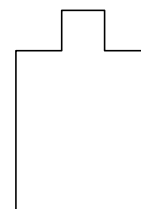
b.



c.



d.

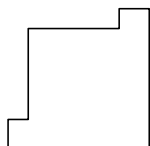


4) Select the shape that IS NOT symmetrical:

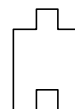
a.



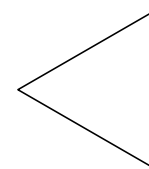
b.



c.

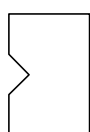


d.




5) Select the shape that IS symmetrical:

a.



b.



c.



d.

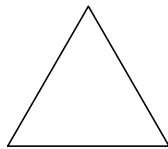


6) Select the shape that IS symmetric:

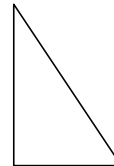
a.



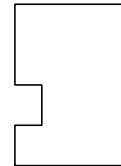
b.



c.

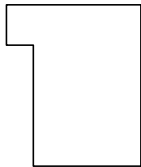


d.

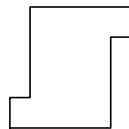


7) Select the shape that IS symmetric:

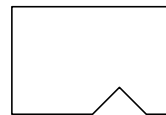
a.



b.



c.

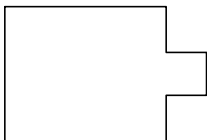


d.

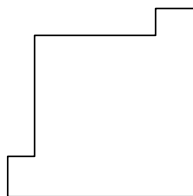


8) Select the shape that IS NOT symmetrical:

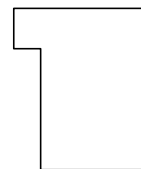
a.



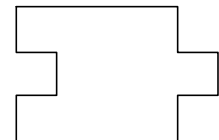
b.



c.



d.



Answer Key Worksheet-5

1) c

2) c

3) a

4) a

5) d

6) a

7) c

8) b

Answer Key Worksheet-6

1) a

2) a

3) c

4) b

5) a

6) b

7) d

8) c