

Telling Time-Worksheet-1

Name: _____

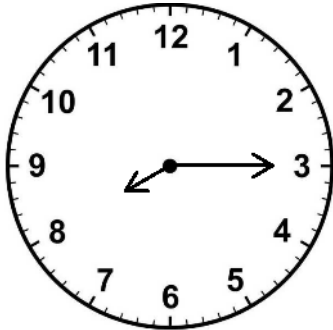
Standard: _____ Age: _____

Date: _____




Write the displayed time below each clock:

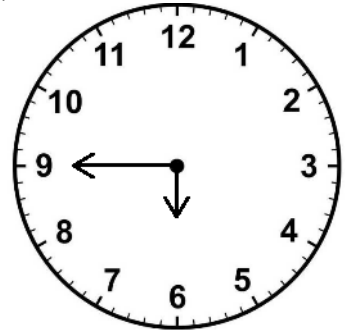
1)



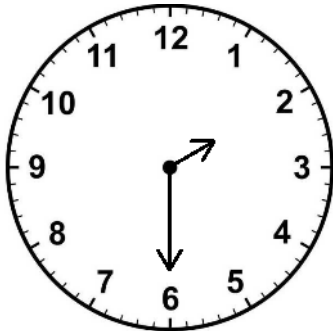
2)



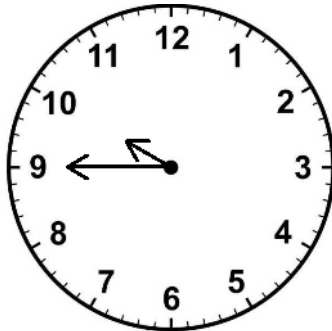
3)




4)




5)




6)



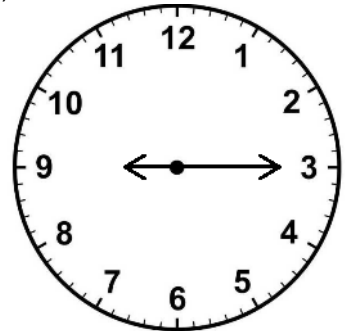
7)



8)



9)



Telling Time-Worksheet-2

Name: _____

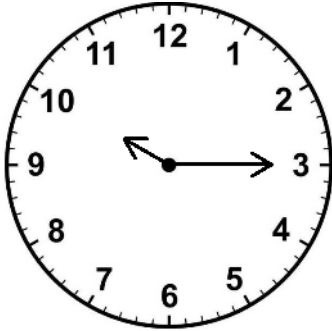
Standard: _____ Age: _____

Date: _____

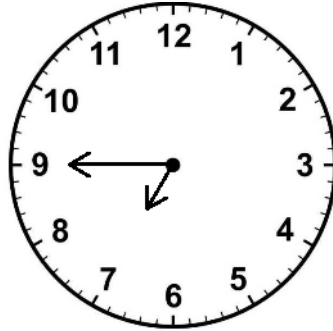


Write the displayed time below each clock:

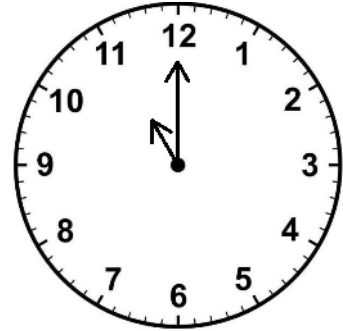
1)



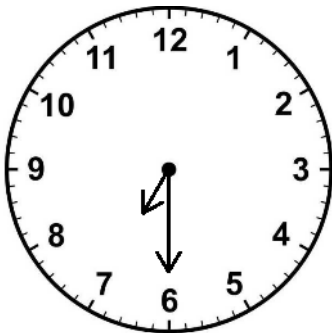
2)



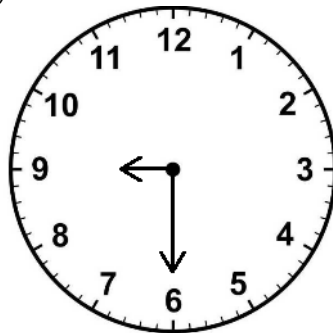
3)



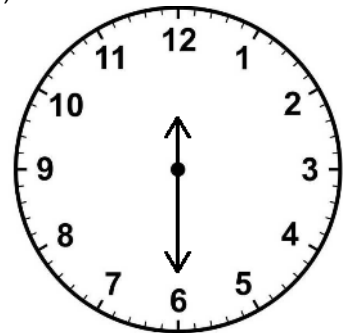
4)



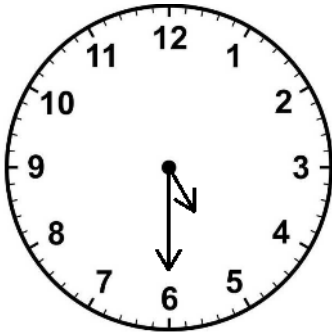
5)



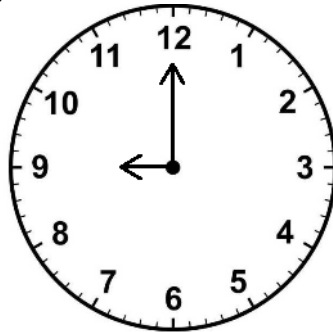
6)



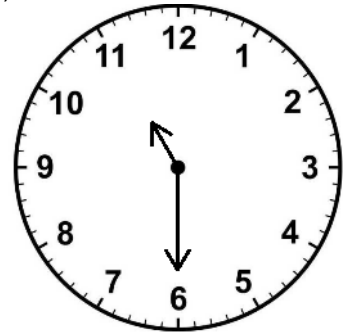
7)



8)



9)



Telling Time-Worksheet-3

Name: _____

Standard: _____ Age: _____

Date: _____



TELLING TIME

Directions: Draw the Hour and the Minute hand on each clock to match the time given.



1:15



7:45




7:00



1:00



11:30



11:00



7:15



4:00



10:15



12:30

Telling Time-Worksheet-3

Name: _____

Standard: _____

Age: _____

Date: _____



7:45



2:15



8:30



2:30



4:00



5:30



12:45



1:45



4:15



8:00