

# QUADRILATERALS

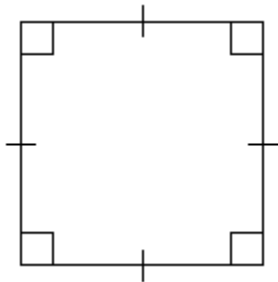


Name: \_\_\_\_\_ Date: \_\_\_/\_\_\_/\_\_\_ Score \_\_\_\_\_

## WORKSHEET-1

Classify each quadrilateral with the name that best describes it.

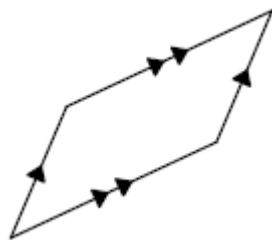
1.



- A) Square
- C) Parallelogram

- B) Quadrilateral
- D) Trapezoid

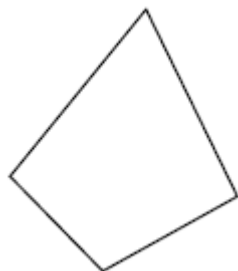
2.



- A) Square
- C) Parallelogram

- B) Rhombus
- D) Trapezoid

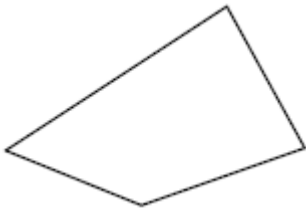
3.



- A) Parallelogram
- C) Trapezoid

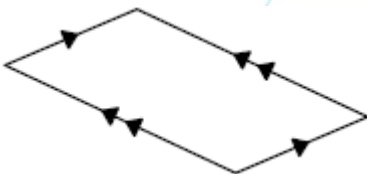
- B) Quadrilateral
- D) Square

4.



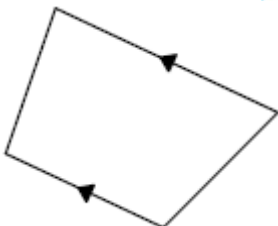
- A) Trapezoid
- B) Rectangle
- C) Parallelogram
- D) Quadrilateral

5.



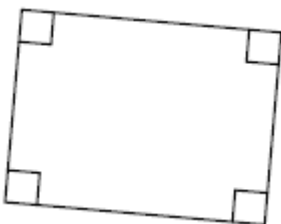
- A) Rectangle
- B) Trapezoid
- C) Parallelogram
- D) Rhombus

6.



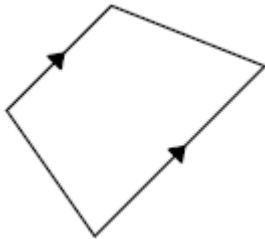
- A) Trapezoid
- B) Rhombus
- C) Rectangle
- D) Parallelogram

7.



- A) Square
- B) Trapezoid
- C) Rhombus
- D) Rectangle

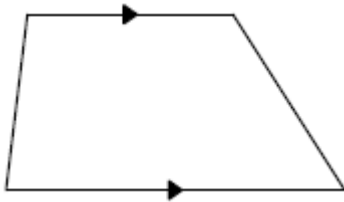
8.



- A) Square
- C) Trapezoid

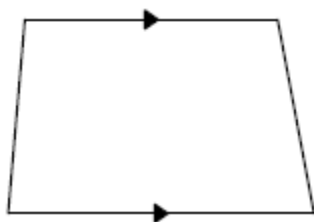
- B) Parallelogram
- D) Quadrilateral

9.



- A) Trapezoid
- B) Rectangle
- C) Rhombus
- D) Quadrilateral

10.



- A) Square
- C) Quadrilateral

- B) Trapezoid
- D) Rhombus

## Answer key Worksheet-1

1. A
2. C
3. B
4. D
5. C
6. A
7. D
8. C
9. A
10. B

